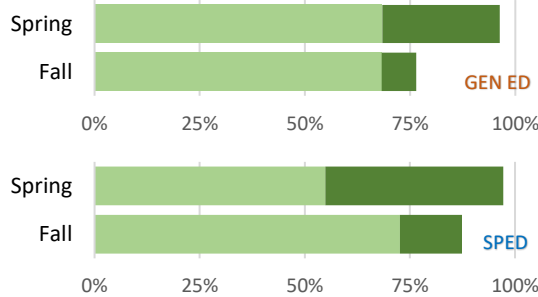
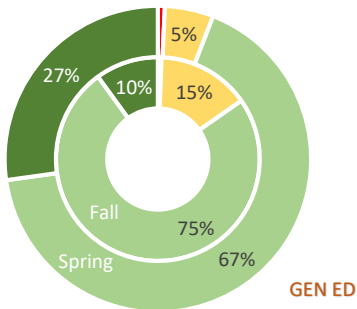


# TN SPDG: Improving Access to the Core Curriculum for Students with Disabilities Project

713 Trainees ▶ 120 schools ▶ 30 districts ▶ 51% General Educators ▶ 25% Special Educators ▶ 18% Admin

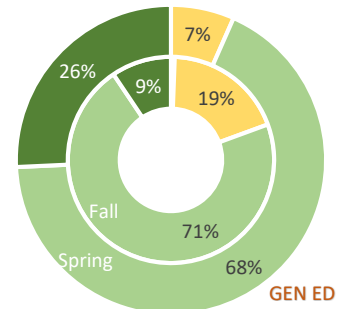
**“Love this initiative! It is changing the conversation from ‘how to handle SWD in our classrooms’ to ‘how can I make sure I am meeting the needs of all learners’”**

**My ability to support students with disabilities in the general education classroom has increased.**



**I am confident in my ability to differentiate students' end products to support students with disabilities in the general education classroom.**

**My ability to analyze why a task is difficult for a particular student has increased.**



**“I was quite impressed with the way my teachers took the ideas created at the CoP and quickly put them into action. This training is already having a positive impact on my SPED**

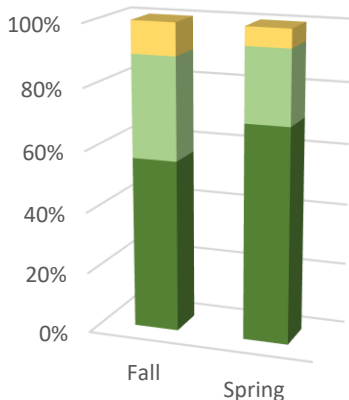
**students and their learning environment.”**




**“I enjoy coming together with peers in different schools**

**to gain ideas from them that we can bring to our school. Because it is a small group of 3 schools, we are not overwhelmed with too many ideas being thrown our way.”**

**Our CoP works on implementing differentiated instruction within our schools and classrooms.**



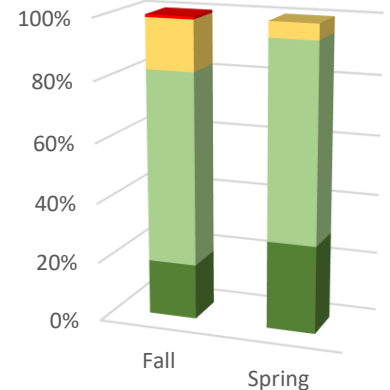
**9 of 10 Spring COP Members**



**Agreed that their COP helped them be more efficient and effective in the classroom.**

**A 6% increase from the fall.**

**My CoP has improved my skills to provide differentiated instruction.**



## **Classroom Observations Using the Differentiation Inventory:**

89 teachers had two observations between 3-6 months apart

Overall scores were assigned to one of four quartiles. Chart shows before and after movement.

**74%** of teachers increased to a higher quartile

		Before				Total
		Q1	Q2	Q3	Q4	
After	Q1	4%	3%	-	-	8%
	Q2	3%	7%	4%	-	15%
	Q3	4%	11%	7%	-	22%
	Q4	6%	21%	26%	2%	55%
		18%	43%	37%	2%	<b>Total</b>

**53%** increase in number of teachers implementing at the highest quartile

Strongly Disagree

Disagree

Agree

Strongly Agree